



**MANUALE TECNICO - TECHNICAL MANUAL**

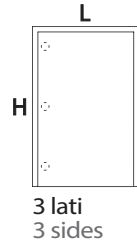
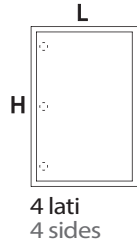
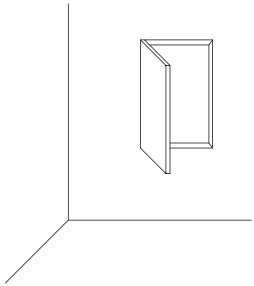


**CUBBY**

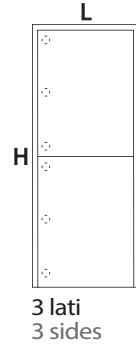
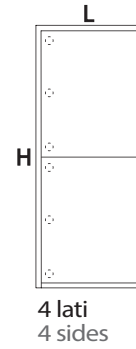
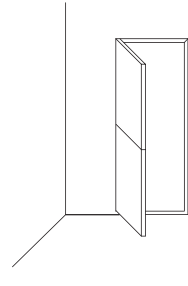
# Sistemi e chiusure speciali Cubby

## Special system and closing Cubby

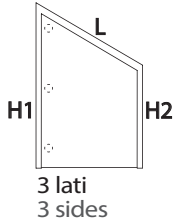
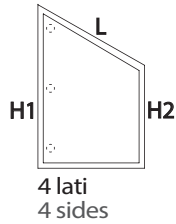
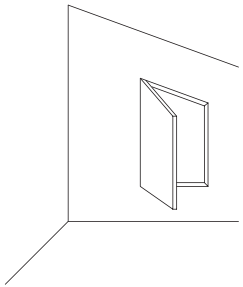
Cubby Singolo  
Single Cubby



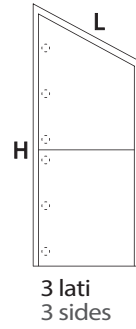
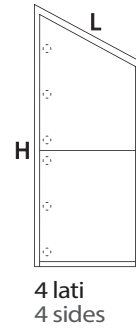
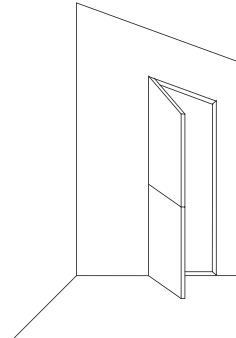
Cubby Singolo 2 ante  
Single Cubby 2 panels



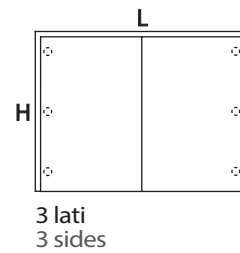
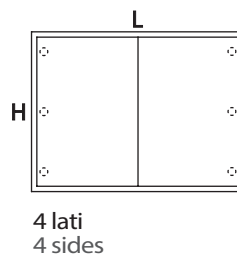
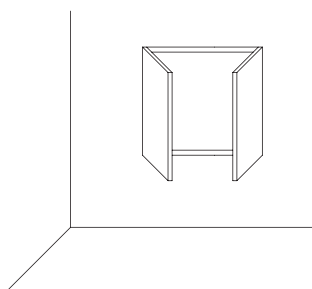
Cubby Obliquo  
Oblique Cubby



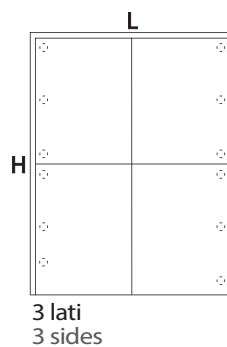
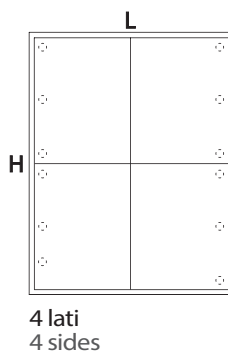

Cubby Obliquo 2 ante  
Oblique Cubby 2 panels



Cubby doppio 2 ante  
Double Cubby 4 panels



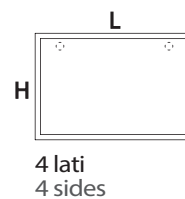
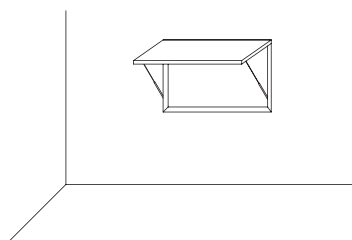
Cubby doppio 4 ante  
Double Cubby



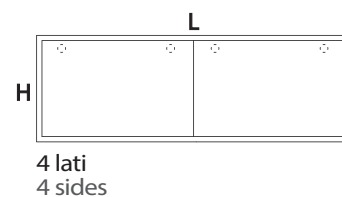
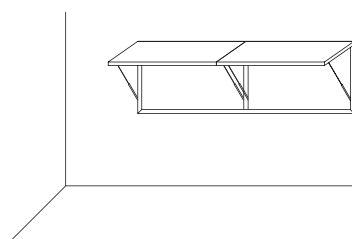
# Sistemi e chiusure speciali Cubby

## Special system and closing Cubby

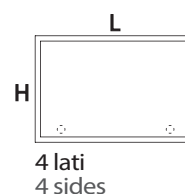
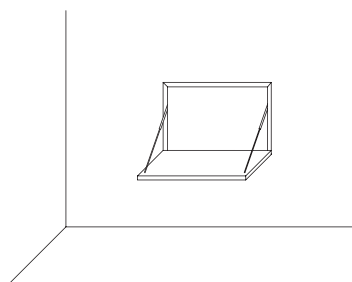
Cubby Ribalta  
Bottom hinged Cubby



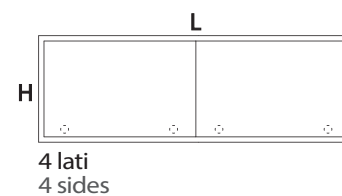
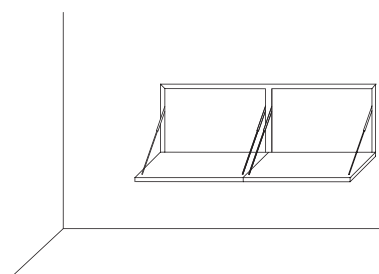
Cubby Ribalta doppia  
Double bottom hinged Cubby



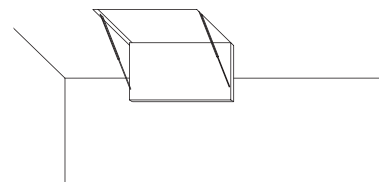
Cubby Vasistas  
Vasistas Cubby



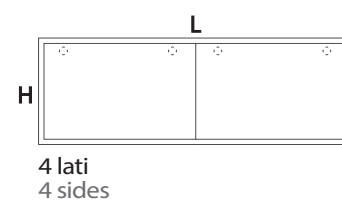
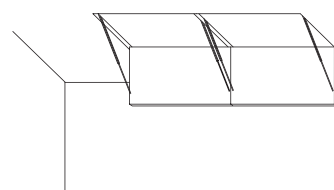
Cubby Vasistas doppia  
Double vasistas Cubby



Cubby Botola  
Ceiling trapdoor Cubby



Cubby Botola doppia  
Double ceiling trapdoor Cubby



# Cubby / Cubby

## Cubby telaio 4 lati Cubby frame 4 sides

Esterno telaio  
External frame



Luce netta passaggio  
Net clearance



Dimensioni pannello  
Panel dimensions



QUOTE BASE L x H  
BASE DIMENSION L x H

L - mm. 60  
H - mm. 60

L - mm. 47  
H - mm. 47

**500 x 1000**

**440 x 940**

**453 x 953**

## Cubby telaio 3 lati Cubby frame 3 sides

Esterno telaio  
External frame



Luce netta passaggio  
Net clearance



Dimensioni pannello  
Panel dimensions



QUOTE BASE L x H  
BASE DIMENSION L x H

L - mm. 60  
H - mm. 30

L - mm. 47  
H - mm. 28

**500 x 1000**

**440 x 970**

**453 x 972**

## Cubby telaio 4 lati doppio Double Cubby frame 4 sides

Esterno telaio  
External frame



Luce netta passaggio  
Net clearance



Dimensioni pannello  
Panel dimensions



QUOTE BASE L x H  
BASE DIMENSION L x H

L - mm. 60  
H - mm. 60

L - mm. 50 / 2  
H - mm. 47

**1000 x 1000**

**940 x 940**

**475+475 x 953**

## Cubby telaio 3 lati doppio Double Cubby frame 3 sides

Esterno telaio  
External frame



Luce netta passaggio  
Net clearance



Dimensioni pannello  
Panel dimensions



QUOTE BASE L x H  
BASE DIMENSION L x H

L - mm. 60  
H - mm. 30

L - mm. 50 / 2  
H - mm. 28

**1000 x 1000**

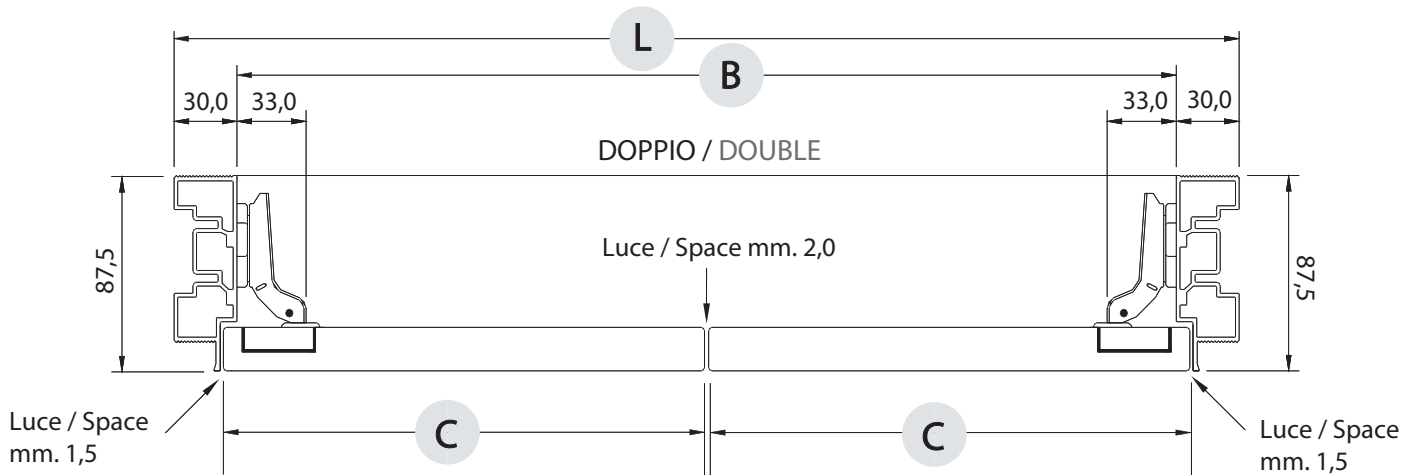
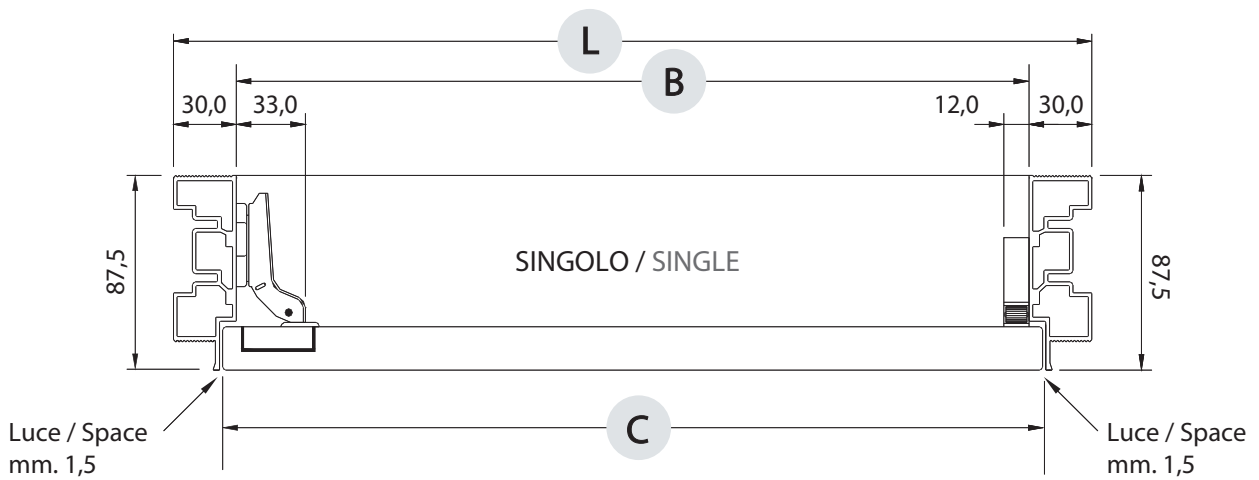
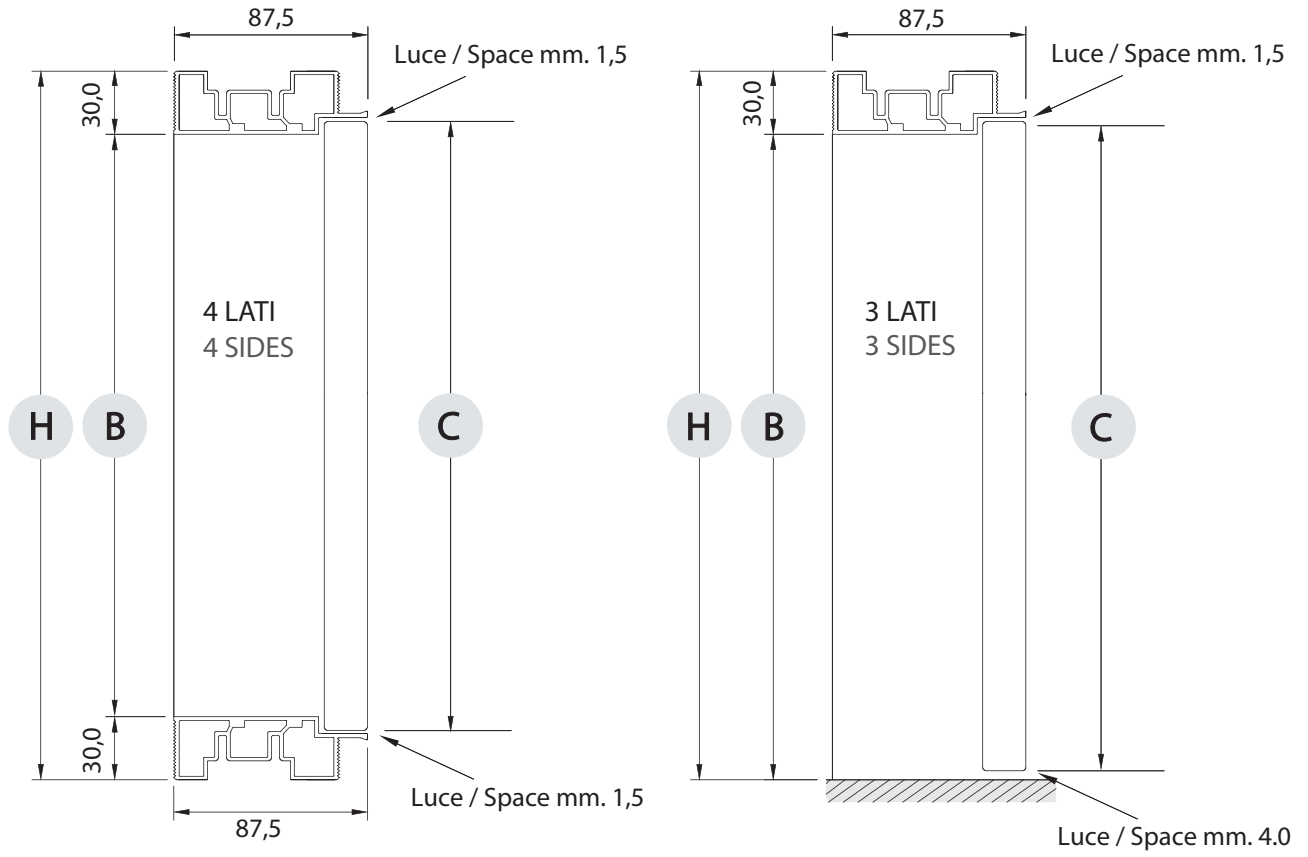
**940 x 970**

**475+475 x 972**

L: Larghezza / Width      H: Altezza / Height

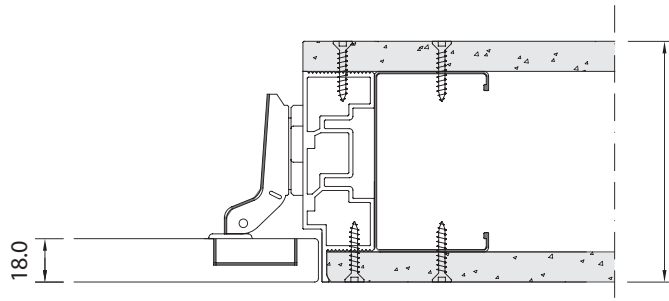
Per tutti i Cubby a 2 o più ante, la dimensione del pannello è a discrezione del cliente  
For all Cubby made by 2 or more panels, panels dimension is up to the client

# Cubby / Cubby



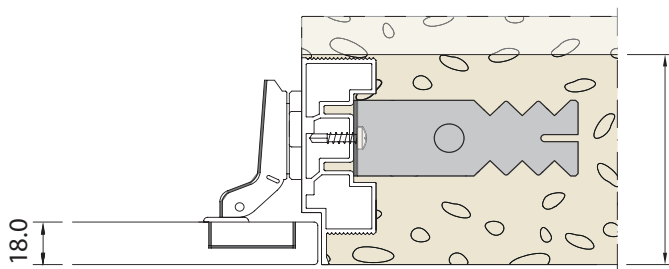
# Cubby / Cubby

## Montaggio del telaio su cartongesso Assembly of the frame on plasterboard



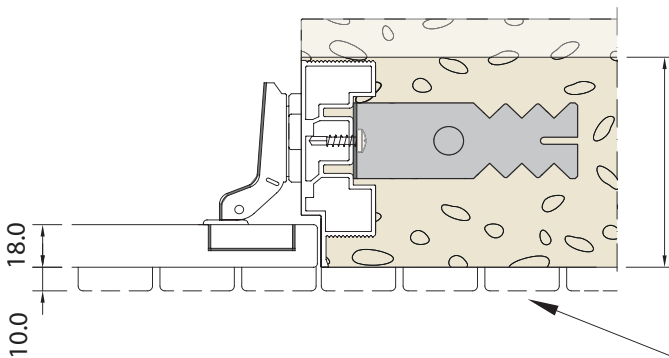
Parete in cartongesso mm 100,0  
Plasterboard mm 100.0

## Montaggio del telaio su muratura Assembly of the frame on brickwall



Spessore minimo del muro mm 88.0  
Minimum wall thickness mm 88.0

## Possibilità di rivestimento Possibility of covering



Spessore minimo del muro mm 88.0  
Minimum wall thickness mm 88.0

Rivestimento max mm 10.0  
Max covering mm 10.0

C'è la possibilità di rivestire sia il pannello che la parete con qualsiasi materiale per uno spessore massimo di mm 10.0 ma è necessario comunicarlo a Bluinterni per calcolare il corretto numero delle cerniere


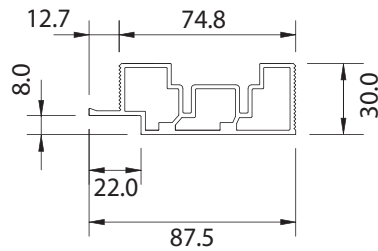
The panel and the wall can be covered with any material to a maximum width of mm 10.0 Bluinterni has to be informed in advance in order to calculate the exact hinges number

# Cubby / Cubby


## Profilo telaio / Frame profile

Questo innovativo telaio a rasomuro è qualificato da una importante sezione in alluminio che assicura rigidità e resistenza meccanica e ne facilita l'installazione. Fornito preverniciato con primer.

This innovative frame is certified by an important aluminium profile, that ensures rigidity and makes easy the installation. Given with primer.




Profilo del telaio a tripla camera per attenuare ogni tipo di vibrazione  
Frame profile with triple hollow, in order to lessen any vibration




Giunzione del telaio  
Frame joining



Telaio montato completo di pannello  
Frame given assembled with the panel



Indicazioni di rasatura del telaio installato sul muro  
Suggestion of shaving for frame installed on brickwall



Telaio e pannello tinteggiati come il muro  
Frame and panel painted as the wall

# Cubby / Cubby

## Pannello / Panel



Pannello da mm 18 in truciolare nobilitato con decorativo bianco verniciabile e idoneo per la tinteggiatura  
18 mm chipboard panel prearranged to be painted

Bordo in ABS da 10/10 su 4 lati  
1 mm ABS edge on 4 sides

Su richiesta è disponibile la fornitura di: pannello in MDF idrofugo (per esterni), pannello laccato e pannello con specchio applicato e pannello con finitura per boiserie

Waterproof (for external), lacquered or mirrored panels and finished as boiserie panel are available on request

---

## Tenditore raddrizzante Straighten

Tutti i pannelli di dimensioni superiori in H a mm 1800 sono forniti di un tenditore laccato bianco raddrizzante registrabile a vista sul retro  
In case of panel higher than mm 1800, a visible white lacquered straighten on the back sides is given





# Cubby / Cubby

## Cerniera / Hinge



La cerniera standard apre a 90°  
Il numero necessario di cerniere verrà calcolato da Bluinterni in base alla dimensione del pannello

The standard hinge opens to 90°  
Bluinterni will calculate the exact number of hinges according to panel dimension

## Pistone frenante / Shock-absorbed



Per il Cubby Ribalta / Vasistas / Botola è già previsto l'installazione di 1 o 2 pistoni in base alla dimensione del pannello

Per il Cubby a Ribalta il pistone è in spinta  
Per i Cubby Vasistas e Botola il pistone è in frenata

For Bottom hinged / Vasistas / Ceiling trapdoor Cubby, the installation of 1 or 2 shock-absorbed is included, according to panel dimension

For Bottom hinged Cubby the shock-absorbed is opening; for Vasistas and Ceiling trapdoor it is closing

---

## Tipologie di chiusure / Lock system



Chiusura Push-Pull  
Push-Pull lock



Chiusura con chiave  
Key lock



Pomolo a scomparsa  
Hidden knob

# **BLUINTERNI**<sup>®</sup>

ITALIAN ARCHITECTURAL DOORS

---

FIAM s.r.l. - Via Castellana, 15 31010 Cimadolmo (TV) Italy

Tel. +39 0422 748839

[www.bluinterni.it](http://www.bluinterni.it) - mail: [info@bluinterni.it](mailto:info@bluinterni.it)

---

**BLUINTERNI si riserva di modificare il presente manuale tecnico senza preavviso alcuno.  
BLUINTERNI has the right to modify this technical manual without notice.**

05/09/2023 BLUINTERNI-tutti i diritti sono riservati. Sono vietati l'uso e la riproduzione anche parziale, con qualsiasi mezzo di testi e immagini contenuti in questo stampato.  
05/09/2023 BLUINTERNI-all rights are reserved. Use copy, even partial, through any means of text or images, is forbidden